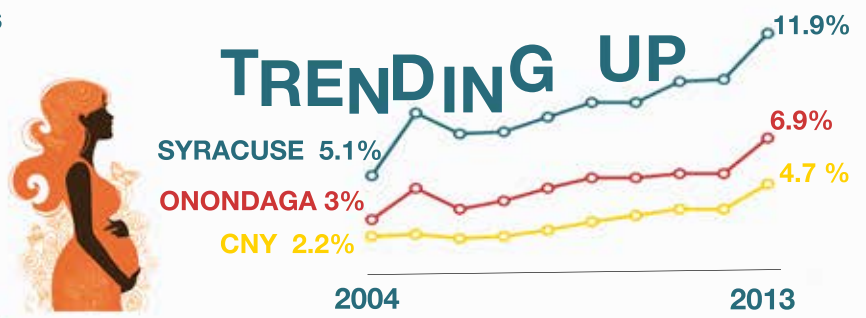
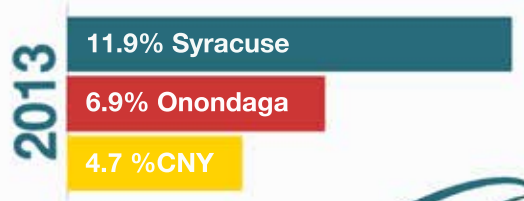


**TOTAL OF 1,9 MILLION NEW YORKERS**

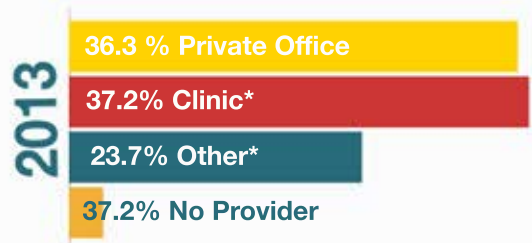
“Aged 12 or older—or 9.2 percent of the population—had used an illicit drug”

**ILLICIT DRUG USE DURING PREGNANCY IN ONONDAGA COUNTY<sup>2</sup>**

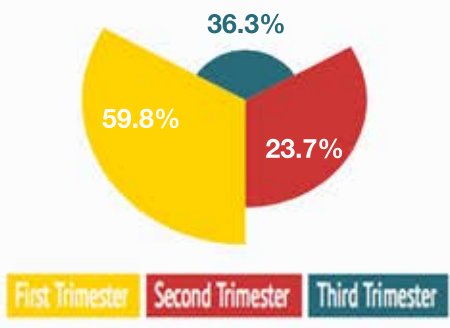
% of Pregnant Women Using Drugs



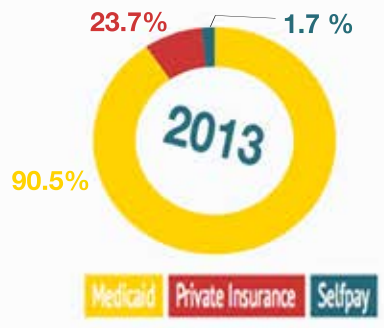
Where do they receive care?



When do they initiate care?



Who is the payor?



\* Other= Community Based Healthcare Facility that is not private

**NEWBORN DRUG RELATED HOSPITALIZATIONS IN ONONDAGA COUNTY<sup>3,4</sup>**

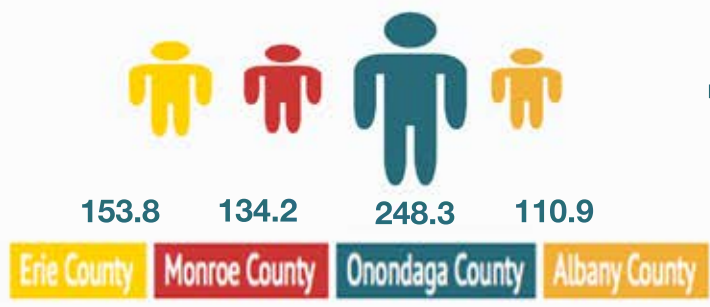
**138**  
NEWBORNS HOSPITALIZED (2011)



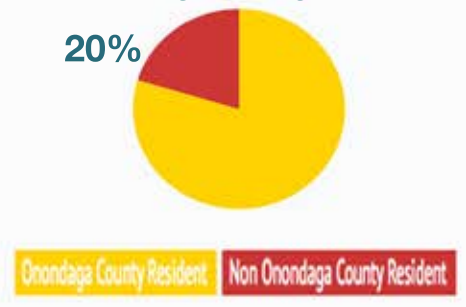
**28 DAYS**  
AVERAGE HOSPITAL LENGTH OF STAY (2011)

**\$53400**  
AVERAGE HOSPITAL CHARGES PER CHILD WITH NEONATAL ABSTINENCE SYNDROME

Newborn drug-related hospitalization rate per 10,000 newborn discharges, Onondaga and comparable counties, 2009-2011



Newborns hospitalized coming from neighboring counties:



1) National Institute of Drug Abuse (2014). Nationwide Trends Retrieved from <http://www.drugabuse.gov/publications/drugfacts/nationwide-trends> on September 17, 2014)

2) Statewide Perinatal Data System, 2004-2013.

3) SPARCS Dataset, 2009-2011

4) Patrick SW, Schumacher RE, Benneyworth BD, Krans EE, McAllister JM, Davis MM. Neonatal Abstinence Syndrome and Associated Health Care Expenditures: United States, 2000-2009. JAMA. 2012;307(18):1934-1940. doi:10.1001/jama.2012.3951.